




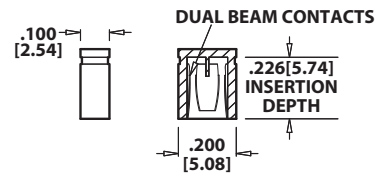
**.100" [2.54 mm] Contact Centers, Male Breakaway Header  
Dip Solder/Right Angle/SMT**

**SPECIFICATIONS**

- 3 amp current rating per contact
- UL Flammability Rating: 94V-O
- Insulator: Polyester, PA9T
- Contact Material: Phosphor Bronze

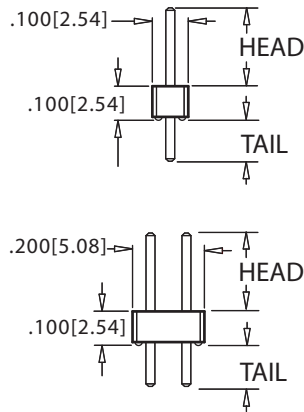


**JUMPERS** (see jumper pages for additional options)



**PART NUMBER:**  
STC02SYAN (TIN PLATE)  
SPC02SYAN (GOLD FLASH)  
SSC02SYAN (0.00010" GOLD PLATE)

**TERMINATION TYPES  
STRAIGHT TERMINATIONS**

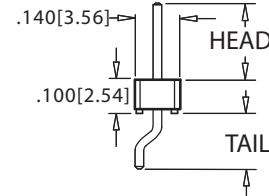


P/N CODE	HEAD DIMENSION	TAIL DIMENSION
AA	.230[5.84]	.120[3.05]
AB	.230[5.84]	.230[5.84]
AC	.230[5.84]	.320[8.13]
AD	.230[5.84]	.420[10.67]
AE	.230[5.84]	.520[13.21]
AF	.230[5.84]	.620[15.75]
AG	.230[5.84]	.720[18.29]
AH	.230[5.84]	.820[20.83]
AI*	.230[5.84]	.900[22.86]
AJ*	.230[5.84]	1.000[25.40]
AK*	.230[5.84]	.035[0.89]
FA	.318[8.08]	.120[3.05]
FB	.318[8.08]	.220[5.59]
FC	.318[8.08]	.320[8.13]
FD	.318[8.08]	.420[10.67]
FE	.318[8.08]	.520[13.21]
FF*	.318[8.08]	.620[15.75]
FG*	.318[8.08]	.710[18.29]
FH*	.318[8.08]	.810[20.83]
FI*	.318[8.08]	.910[23.37]
FJ*	.318[8.08]	.050[1.27]
ZA	.120[3.05]	.120[3.05]
ZB*	.120[3.05]	.095[2.41]
ZC	.120[3.05]	.260[6.60]
ZD	.120[3.05]	.610[15.49]
ZI*	.520[13.21]	.110[2.79]
ZJ*	.720[18.29]	.110[2.79]
ZO*	.820[20.83]	.110[2.79]
ZQ*	1.020[25.91]	.110[2.79]
ZR*	1.220[30.99]	.110[2.79]

\*Consult Factory for availability

**SMT TERMINATIONS**

Single Row with -M89 Modification Code

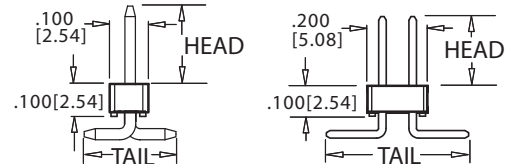


P/N CODE	HEAD DIMENSION	TAIL DIMENSION
BS	.230[5.84]	.180[4.57]
GS	.318[8.08]	.180[4.57]
ZC*	.120[3.05]	.180[4.57]
ZU*	.420[10.67]	.180[4.57]

\*Consult Factory for availability.

**SMT TERMINATIONS**

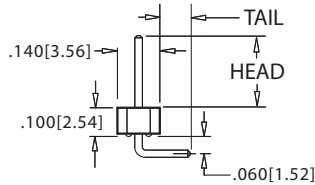
Single or Dual Row with -M30 Modification Code



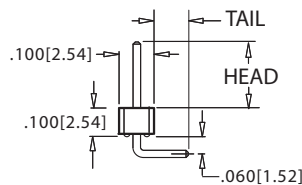
P/N CODE	HEAD DIMENSION	SINGLE ROW TAIL DIMENSION	DUAL ROW TAIL DIMENSION
AB	.230[5.84]	.320[8.13]	.420[10.67]
FB	.318[8.08]	.300[7.62]	.400[10.16]
ZS*	.120[3.05]	.200[5.08]	.300[7.62]
ZT*	.420[10.67]	.200[5.08]	.300[7.62]

\*Consult Factory for availability

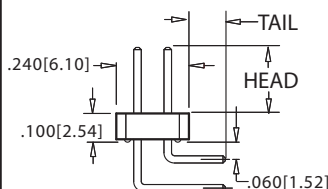
**RIGHT ANGLE BEND TERMINATIONS**



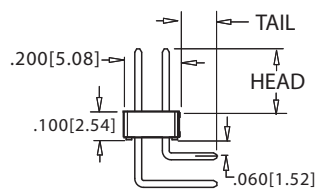
**RIGHT ANGLE (Standard)**



**RIGHT ANGLE SINGLE (Narrow)  
-M71 Modification Code**



**RIGHT ANGLE (Standard)**



**RIGHT ANGLE DUAL (Narrow)  
-M71 Modification Code**

P/N CODE	HEAD DIMENSION	TAIL DIMENSION	-M71 TAIL DIMENSION
BA	.230[5.84]	.100[2.54]	.120[3.05]
BB	.230[5.84]	.200[5.08]	.220[5.59]
BC	.230[5.84]	.300[7.62]	.320[8.13]
BD	.230[5.84]	.400[10.16]	.420[10.67]
BE	.230[5.84]	.500[12.17]	.520[13.21]
BF**	.230[5.84]	.600[15.24]	.620[15.75]
BG**	.230[5.84]	.700[17.78]	.720[18.29]
BH*	.230[5.84]	.800[20.32]	.820[20.83]
BI*	.230[5.84]	.900[22.86]	.920[23.37]
BJ*	.230[5.84]	1.000[25.40]	1.020[25.91]
GA	.318[8.08]	.100[2.54]	.120[3.05]
GB	.318[8.08]	.200[5.08]	.220[5.59]
GC**	.318[8.08]	.300[7.62]	.320[8.13]
GD**	.318[8.08]	.400[10.16]	.420[10.67]
GE*	.318[8.08]	.600[15.24]	.620[15.75]
GF*	.318[8.08]	.800[20.32]	.820[20.83]
DA**	.120[3.05]	.120[3.05]	.140[3.56]

\*Consult Factory for availability.

\*\*Consult factory for availability in Dual Readout



**.100" [2.54 mm] Contact Centers, Male Breakaway Header  
Dip Solder/Right Angle/SMT**

**PART NUMBER OPTIONS**

**SERIES** \_\_\_\_\_

P = PBT/Phosphor Bronze  
Operating Temperature: -65°C to + 125°C  
Processing Temperature: 260° for 10 sec. Max.

G = PA9T/Phosphor Bronze (Required on SMT)  
Operating Temperature: -65°C to + 150°C  
Processing Temperature: 260° for 120 sec. Max.

**CONTACT FINISH - RoHS Compliant** \_\_\_\_\_

**All platings are Lead Free and have .000050" Nickel underplate**

<b>Contact Surface</b>	<b>Termination</b>
B = .000010" Gold	.000100" Pure Tin, Matte
C = .000030" Gold	.000100" Pure Tin, Matte
<b>Contact Surface</b>	<b>Overall Plating</b>
E = .000010" Pure Tin, Matte	.000100" Pure Tin, Matte

**CONTACT CENTERS** \_\_\_\_\_

C = .100" [2.54mm]

**NUMBER OF POSITIONS** \_\_\_\_\_

01 Thru 36 (eg. 36 Dual = 72 Contacts)

**P B C 36 D AA N - Mxxx**

**MODIFICATION CODE** (Consult Factory)  
OMIT FOR STANDARD  
-M30 = SMT ('G' Material Only), Vertical  
-M89 = SMT ('G' Material Only), Horizontal  
-M71 = Narrow Body (Right Angle Only)

**MOUNTING STYLE**  
N = No Mounting  
R = Retent Lead (Single Row Only)

**TERMINATION TYPE (Opposite Page)**

**Straight** = AA, AB, AC, AD, AE, AF, AG, AH, AI, AJ, AK, FA, FB, FC, FD, FE, FF, FG, FH, FI, FJ, ZA, ZB, ZC, ZD, ZI, ZJ, ZO, ZQ, ZR

**Right Angle** = BA, BB, BC, BD, BE, BF, BG, BH, BI, BJ, GA, GB, GC, GD, GE, GF, DA

**Right Angle with -M71 Modification Code**  
= BA, BB, BC, BD, BE, BH, BI, BJ, GA, GB, GE, GF

**SMT with -M89 Modification Code**  
= BS, GS, ZC, ZU (*Single Row & 'G' Material Only*)

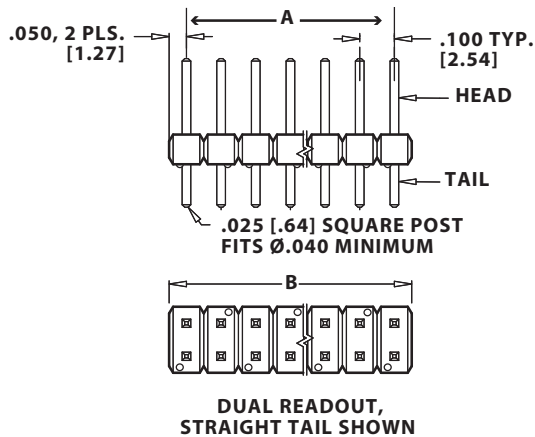
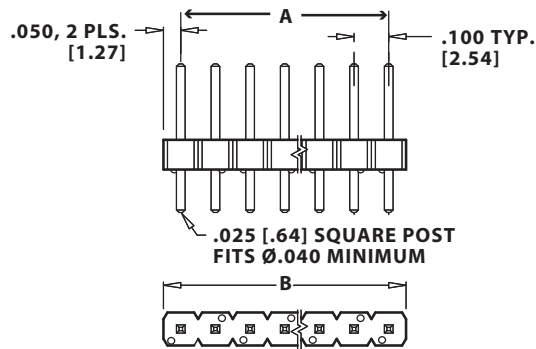
**SMT with -M30 Modification Code**  
= AB, FB, ZS, ZT (*'G' Material Only*)

**READOUT (Opposite Page)**  
S = Single  
D = Dual

Sullins Headers

**DIMENSIONS**

Dimensions in [ ] are in millimeters, all others are in inches.



PART NUMBER	NUMBER OF CONTACTS SINGLE/DUAL	A		B	
		Inches	[MM]	Inches	[MM]
P_C01__N	01/02	0.000	0.00	0.100	2.54
P_C02__N	02/04	0.100	2.54	0.200	5.08
P_C03__N	03/06	0.200	5.08	0.300	7.62
P_C04__N	04/08	0.300	7.62	0.400	10.16
P_C05__N	05/10	0.400	10.16	0.500	12.70
P_C06__N	06/12	0.500	12.70	0.600	15.24
P_C07__N	07/14	0.600	15.24	0.700	17.78
P_C08__N	08/16	0.700	17.78	0.800	20.32
P_C09__N	09/18	0.800	20.32	0.900	22.86
P_C10__N	10/20	0.900	22.86	1.000	25.40
P_C11__N	11/22	1.000	25.40	1.100	27.94
P_C12__N	12/24	1.100	27.94	1.200	30.48
P_C13__N	13/26	1.200	30.48	1.300	33.02
P_C14__N	14/28	1.300	33.02	1.400	35.56
P_C15__N	15/30	1.400	35.56	1.500	38.10
P_C16__N	16/32	1.500	38.10	1.600	40.64
P_C17__N	17/34	1.600	40.64	1.700	43.18
P_C18__N	18/36	1.700	43.18	1.800	45.72
P_C19__N	19/38	1.800	45.72	1.900	48.26
P_C20__N	20/40	1.900	48.26	2.000	50.80
P_C21__N	21/42	2.000	50.80	2.100	53.34
P_C22__N	22/44	2.100	53.34	2.200	55.88
P_C23__N	23/46	2.200	55.88	2.300	58.42
P_C24__N	24/48	2.300	58.42	2.400	60.96
P_C25__N	25/50	2.400	60.96	2.500	63.50
P_C26__N	26/52	2.500	63.50	2.600	66.04
P_C27__N	27/54	2.600	66.04	2.700	68.58
P_C28__N	28/56	2.700	68.58	2.800	71.12
P_C29__N	29/58	2.800	71.12	2.900	73.66
P_C30__N	30/60	2.900	73.66	3.000	76.20
P_C31__N	31/62	3.000	76.20	3.100	78.74
P_C32__N	32/64	3.100	78.74	3.200	81.28
P_C33__N	33/66	3.200	81.28	3.300	83.82
P_C34__N	34/68	3.300	83.82	3.400	86.36
P_C35__N	35/70	3.400	86.36	3.500	88.90
P_C36__N	36/72	3.500	88.90	3.600	91.44